



## **Green Preparation of Cu Nanoparticles with Bioreductor of Red Dragon Fruit Peel Extract: Visible Spectroscopy Properties**

**La Ode Ahmad Nur Ramadhan<sup>1,\*</sup>, Siti Linda Cahayani Fanihu<sup>1,2</sup>, Abdul Haris Watoni<sup>1</sup>, Rijal Rijal<sup>1</sup>, Nur Sofa Camelia Santoso<sup>1</sup>, Wa Ode Nasyarah Rafiqah<sup>1</sup>, Cindy Agriningsih Haruna<sup>1</sup>, Zainal Syam Arifin<sup>1</sup>**

<sup>1</sup>Departement of Chemistry, Faculty of Mathematics and Natural Sciences, Halu Oleo University, Jalan HEA Mokodompit, Kambu, Kendari, Indonesia, 93232

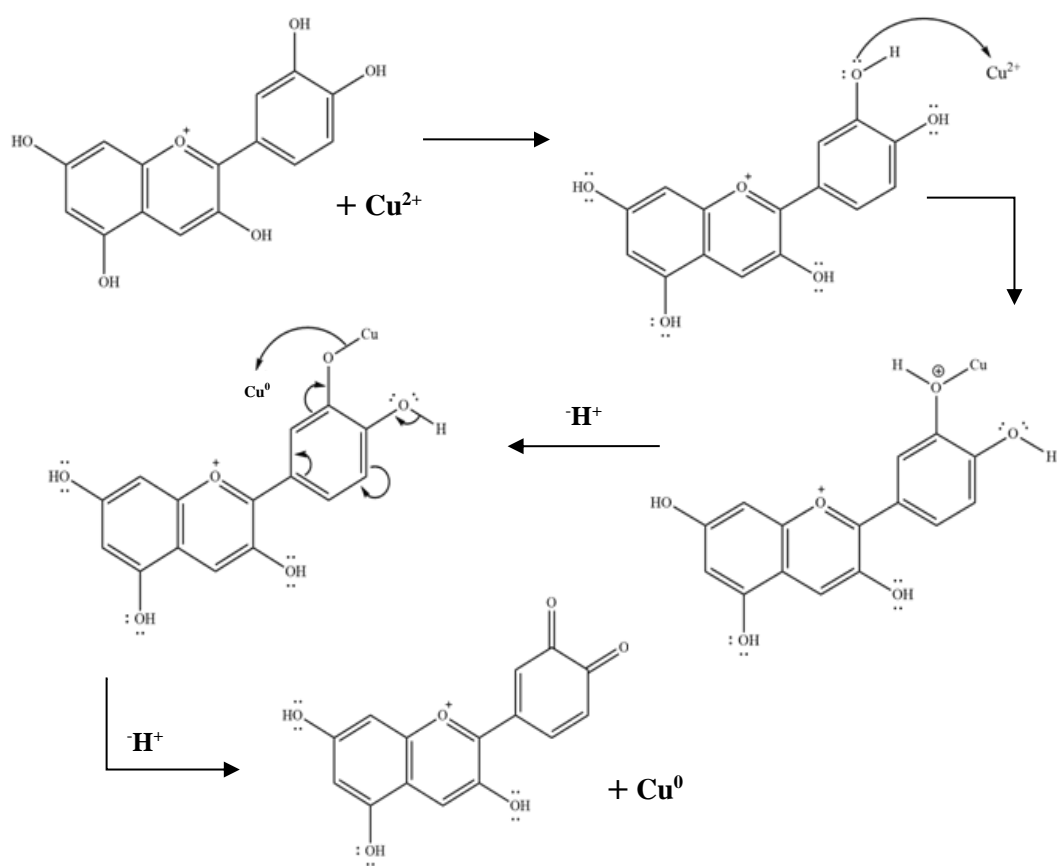
<sup>2</sup>Madrasah Aliyah Pesri, Jalan Jenderal Ahmad Yani, Kendari, Indonesia, 93111

\*Corresponding author: [laode.ramadhan@uho.ac.id](mailto:laode.ramadhan@uho.ac.id)

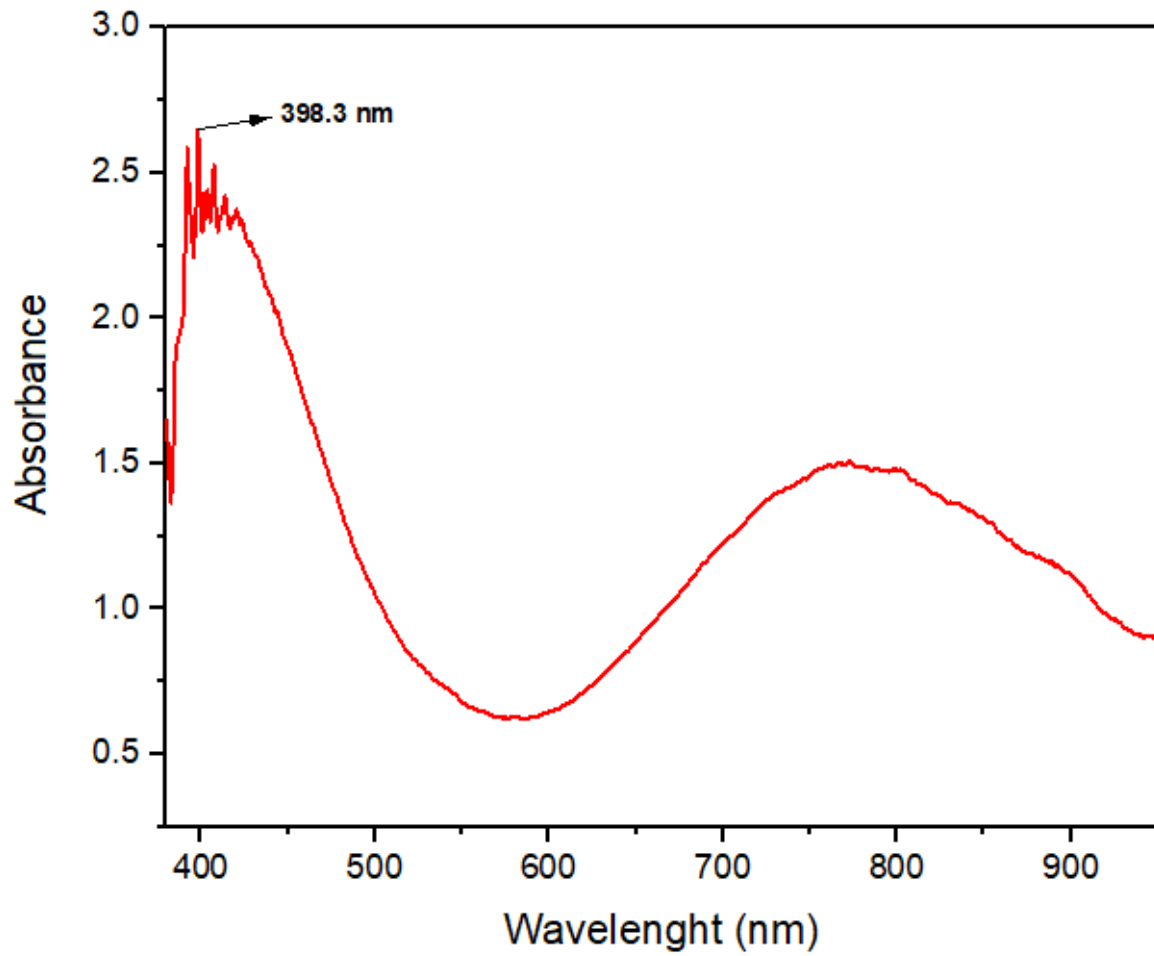
### **Supplementary Material**

## List of Figures

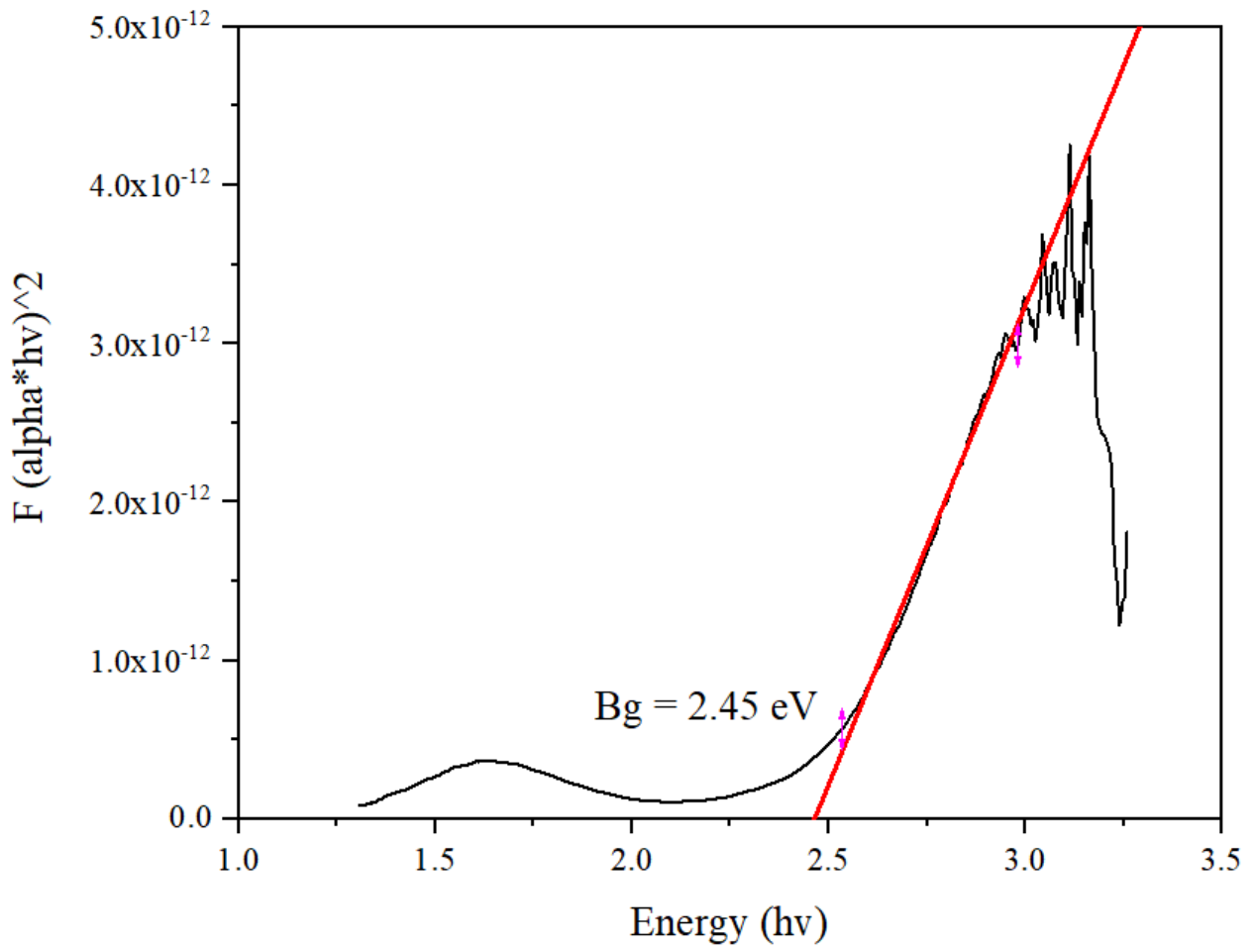
<b>Figure</b>	<b>Content</b>	<b>Page</b>
S1	Proposed reaction mechanism of copper nanoparticles with anthocyanin compounds by biosynthesis	3
S2	Estimation of the particle size of copper nanoparticles of red dragon fruit skin extract with a volume ratio of 1;1	4
S3	Band gap values	5



**S1.** Proposed reaction mechanism of copper nanoparticles with anthocyanin compounds by biosynthesis



**S2.** Estimation of the particle size of copper nanoparticles of red dragon fruit skin extract with a volume ratio of 1;1



### S3. Band gap values